



अमृत महा आवास अभियान २०२२-२३

दैनिक प्रगती अहवाल : ३०.०५.२०२३

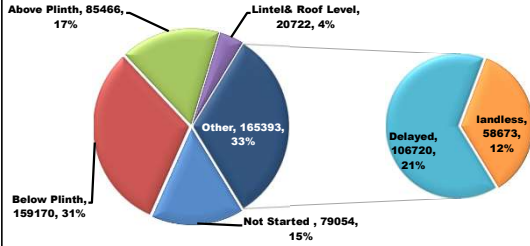
प्रधानमंत्री आवास योजना ग्रामीण – मंजूरी, पूर्ण घरकुले, हप्ते वितरण, भूमिहीन, आर्थिकदृष्ट्या अपुर्ण
राज्य पुरस्कृत ग्रामीण आवास योजना – मंजूरी, पूर्ण घरकुले, हप्ते वितरण, आर्थिकदृष्ट्या अपुर्ण

योजना	एकूण मंजूरी	दैनिक मंजूरी	एकूण पूर्ण	दैनिक पूर्ण घरकुले	दैनिक पहिला हप्ता वितरित	दैनिक दुसरा हप्ता वितरित	दैनिक तिसरा हप्ता वितरित
प्रधानमंत्री आवास योजना ग्रामीण	१४०८८६६	०	१०६४८९१	५२३	०	०	०
राज्य योजना	५७०२५४	९२८	४११३६३	३७८	०	०	०
एकूण	१९७९१२०	९२८	१४७६२५४	९०१	०	०	०

PMAY-G Completion Progress Bar

75.6%

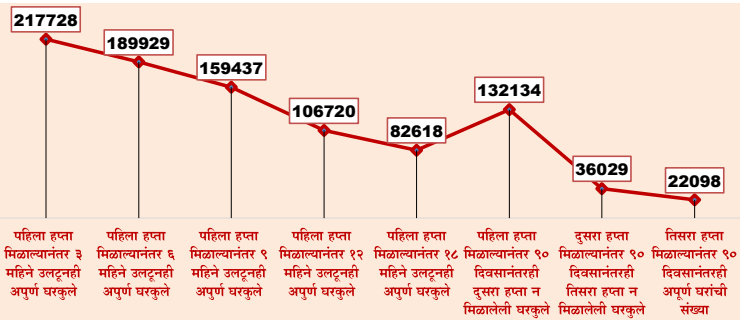
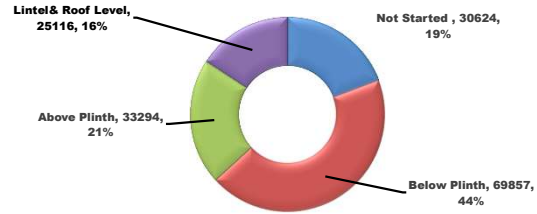
PMAY-G: Incomplete Houses bifurcation



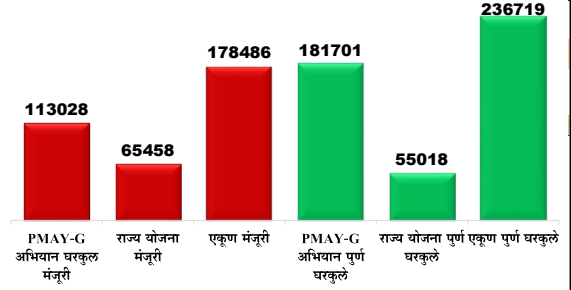
State Schemes Progress Bar

72.1%

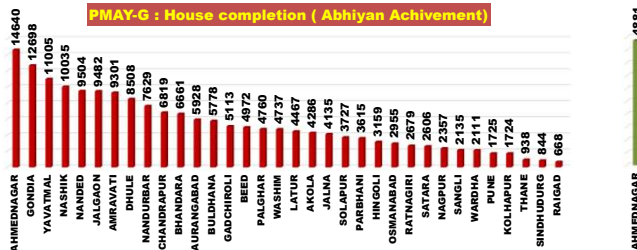
State Schemes: Incomplete Houses bifurcation



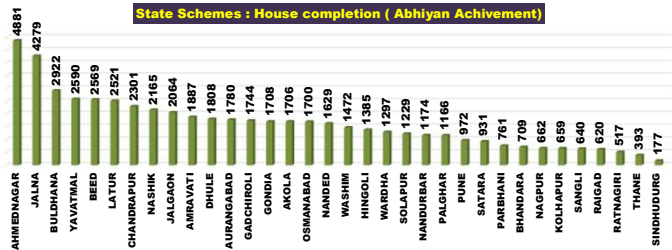
Abhivan Achievement Day 191



PMAY-G : House completion (Abhivan Achievement)



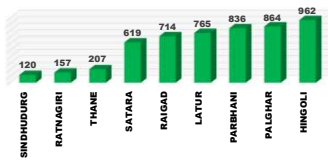
State Schemes : House completion (Abhivan Achievement)



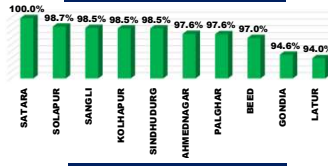
राज्य व्यवस्थापन कक्ष- ग्रामीण गृहनिर्माण
४ था मजला, दक्षिण कक्ष, सिडको भवन, सीबीडी बेलापूर, नवी मुंबई - ४०० ६१४.

Top and Bottom Ten Districts


PMAY-G Delayed Houses TOP 10 Dist.



State Schemes Sanction TOP 10 Dist.



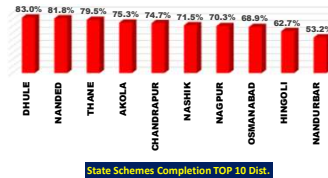
PMAY-G Remaining 1st Installments Bottom 10 Dist.



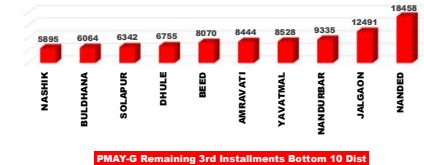
PMAY-G Delayed Houses Bottom 10 Dist.



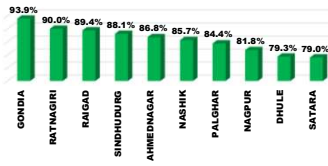
State Schemes Sanction Bottom 10 Dist.



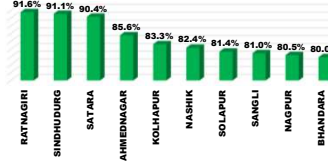
PMAY-G Remaining 2nd Installments Bottom 10 Dist.



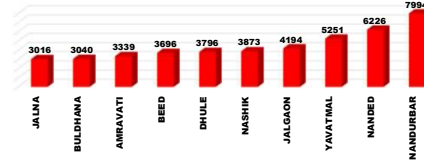
PMAY-G Completion TOP 10 Dist.



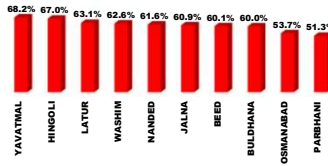
State Schemes Completion TOP 10 Dist.



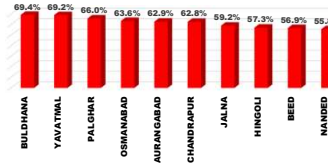
PMAY-G Remaining 3rd Installments Bottom 10 Dist.



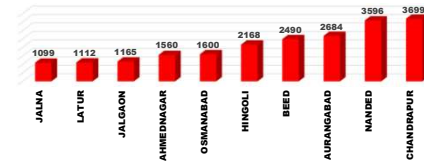
PMAY-G Completion Bottom 10 Dist.



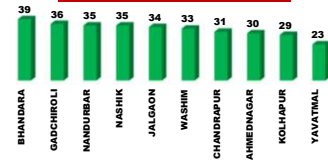
State Schemes Completion Bottom 10 Dist.




State Schemes Remaining 1st Installments Bottom 10 Dist.



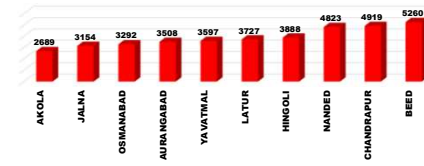
PMAY-G Daily Completion Top 10 Dist.



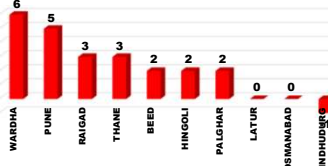
State Schemes Daily Completion Top 10 Dist.



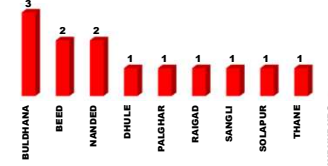
State Schemes Remaining 2nd Installments Bottom 10 Dist.



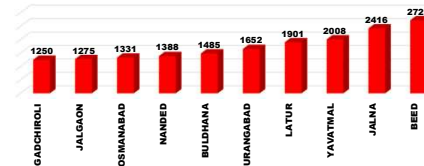
PMAY-G Daily Completion Bottom 10 Dist.



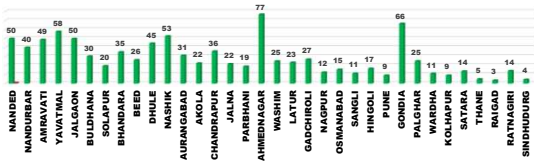
State Schemes Daily Completion Bottom 10 Dist.



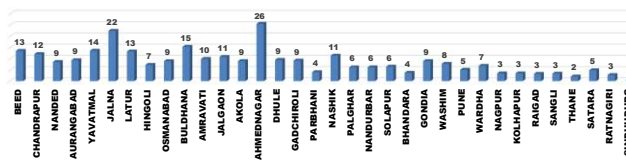
State Schemes Remaining 3rd Installments Bottom 10 Dist.



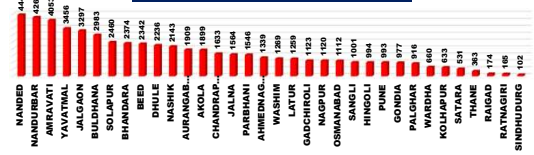
PMAY-G : Current Pace of Completion Per Day (Abhiyan)



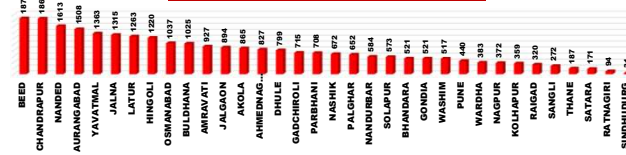
State Schemes : Current Pace of Completion Per Day (Abhiyan)



PMAY-G Required Pace of Completion Per Day



State Schemes Required Pace of Completion Per Day



प्रधानमंत्री आवास योजना ग्रामीण - मंजूरी (PWL+Awaas Plus)

Sr. No.	Division	Target (PWL+Awaas Plus)	29.05.2023	30.05.2023	Daily_Achievement	Remaining
1	NASHIK DIV.	414866	413517	413492	0	1374
2	AMRAVATI DIV.	274735	274222	274217	0	518
3	AURANGABAD DIV.	238003	237299	237299	0	704
4	NAGPUR DIV.	291889	291202	291202	0	687
5	KONKAN DIV.	69871	69611	69611	0	260
6	PUNE DIV.	124165	123047	123045	0	1120
Total		1413529	1408898	1408866	0	4663

Sr. No.	District	Target (PWL+Awaas Plus)	29.05.2023	30.05.2023	Daily_Achievement	Remaining
1	AHMEDNAGAR	60787	60752	60752	0	35
2	AKOLA	48792	48778	48778	0	14
3	AMRAVATI	95496	95242	95242	0	254
4	AURANGABAD	36740	36514	36514	0	226
5	BEED	35310	35253	35253	0	57
6	BHANDARA	64977	64914	64914	0	63
7	CHANDRAPUR	43094	42958	42958	0	136
8	DHULE	65009	64917	64917	0	92
9	GADCHIROLI	31707	31615	31615	0	92
10	GONDIA	96493	96138	96138	0	355
11	HINGOLI	18109	18083	18083	0	26
12	JALNA	24038	24023	24023	0	15
13	KOLHAPUR	17636	17585	17585	0	51
14	LATUR	20679	20493	20493	0	186
15	NAGPUR	36985	36970	36970	0	15
16	NANDED	69533	69463	69463	0	70
17	NANDURBAR	119654	118958	118958	0	696
18	NASHIK	89748	89683	89683	0	65
19	OSMANABAD	14506	14408	14408	0	98
20	PALGHAR	35415	35188	35188	0	227
21	PARBHANI	19088	19062	19062	0	26
22	RAIGAD	9830	9820	9820	0	10
23	RATNAGIRI	9888	9871	9871	0	17
24	SANGLI	21778	21606	21606	0	172
25	SATARA	15280	15168	15168	0	112
26	SINDHUDURG	5133	5133	5133	0	0
27	SOLAPUR	49095	48394	48394	0	701
28	THANE	9605	9599	9599	0	6
29	WARDHA	18633	18607	18607	0	26
30	WASHIM	20384	20355	20355	0	29
31	YAVATMAL	65322	65146	65146	0	176
32	PUNE	20376	20294	20292	-2	84
33	BULDHANA	44741	44701	44696	-5	45
34	JALGAON	79668	79207	79182	-25	486
Total		1413529	1408898	1408866	0	4663

Remaining Sanction RANK

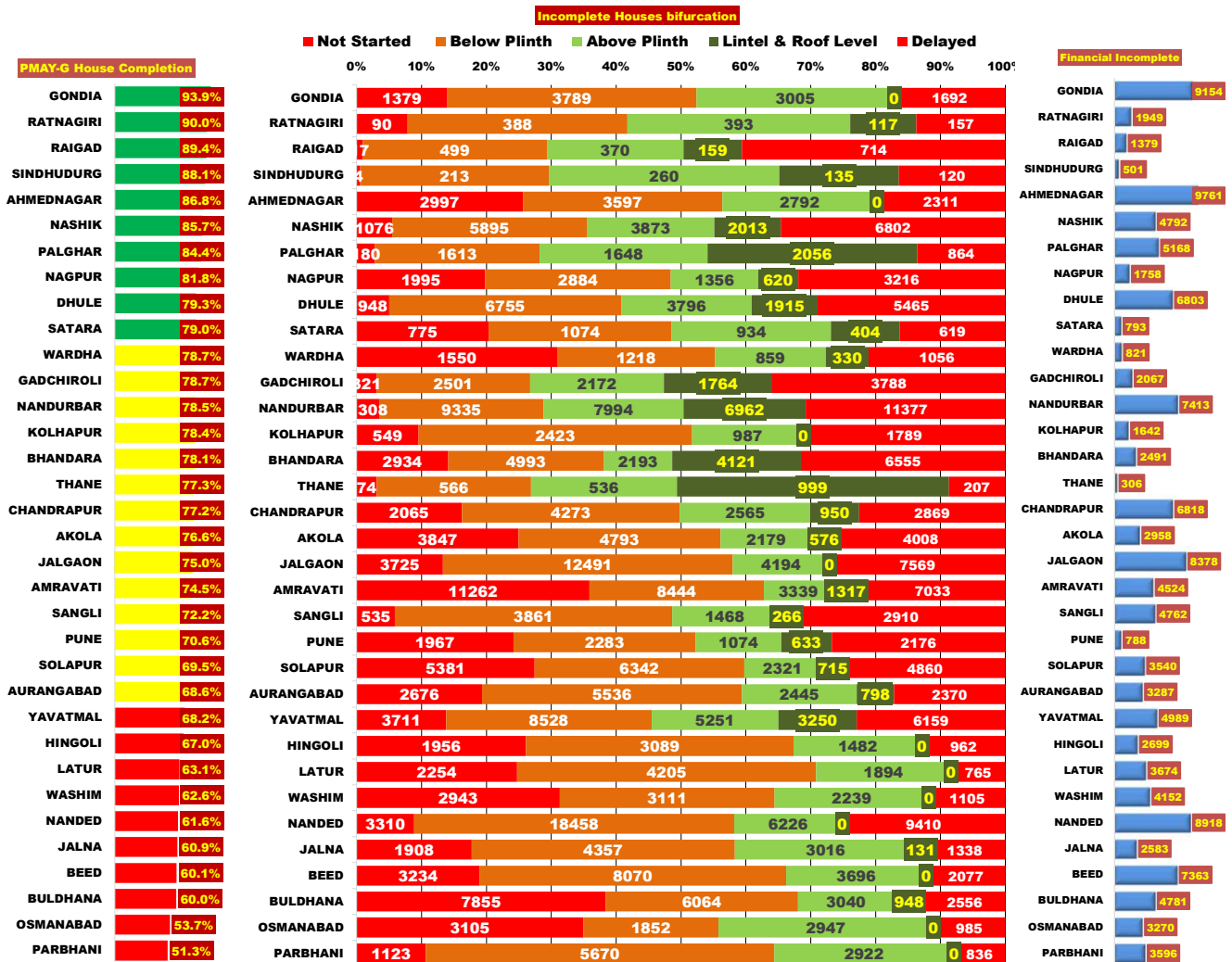
SINDHUDURG	0
THANE	6
RAIGAD	10
AKOLA	14
JALNA	15
NAGPUR	15
RATNAGIRI	17
HINGOLI	26
PARBHANI	26
WARDHA	26
WASHIM	29
AHMEDNAGAR	35
BULDHANA	45
KOLHAPUR	51
BEED	57
BHANDARA	63
NASHIK	65
NANDED	70
PUNE	84
DHULE	92
GADCHIROLI	92
OSMANABAD	98
SATARA	112
CHANDRAPUR	136
SANGLI	172
YAVATMAL	176
LATUR	186
AURANGABAD	226
PALGHAR	227
AMRAVATI	254
GONDIA	355
JALGAON	486
NANDURBAR	696
SOLAPUR	701

प्रधानमंत्री आवास योजना - ग्रामीण : भूमिहीन लाभार्थी अहवाल

Sr. No.	District	Google Sheet Report			AwaasSoft Report			
		Total Landless	Provided land	Remaining	Landless beneficiaries tagged in AwaasSoft	Landless beneficiaries provided land	Remaining Landless	Remaining Tag (provided land)
1	DHULE	18	18	0	18	18	0	0
2	GADCHIROLI	8	8	0	8	8	0	0
3	NANDURBAR	0	0	0	0	0	0	0
4	PALGHAR	11	9	2	11	11	0	-2
5	RAIGAD	6	6	0	6	6	0	0
6	RATNAGIRI	23	23	0	23	23	0	0
7	SINDHUDURG	420	420	0	420	420	0	0
8	KOLHAPUR	257	238	19	257	227	30	11
9	THANE	127	69	58	127	60	67	9
10	NANDED	362	319	43	362	242	120	77
11	GONDIA	2450	2450	0	2450	2327	123	123
12	BEED	212	125	87	212	72	140	53
13	SANGLI	430	198	232	410	144	266	54
14	PARBHANI	331	63	268	331	54	277	9
15	SATARA	1304	659	645	1248	630	618	29
16	NASHIK	1802	1324	478	1803	1072	731	252
17	HINGOLI	1713	795	918	1713	466	1247	329
18	CHANDRAPUR	2769	1221	1548	2750	1486	1264	-265
19	JALNA	1381	406	975	1374	85	1289	321
20	WARDHA	2803	1667	1136	2829	1347	1482	320
21	NAGPUR	5088	3612	1476	5020	3456	1564	156
22	LATUR	2299	1121	1178	2310	477	1833	644
23	PUNE	2924	1602	1322	2781	880	1901	722
24	JALGAON	22928	20121	2807	22868	20935	1933	-814
25	YAVATMAL	3612	1450	2162	3665	1291	2374	159
26	BHANDARA	5675	3543	2132	5666	3266	2400	277
27	OSMANABAD	2470	287	2183	2469	56	2413	231
28	WASHIM	3457	1398	2059	3436	865	2571	533
29	AURANGABAD	3297	1733	1564	3290	288	3002	1445
30	AHMEDNAGAR	7756	4183	3573	7755	4453	3302	-270
31	AKOLA	7072	3935	3137	7367	3920	3447	15
32	SOLAPUR	7297	3684	3613	7228	1410	5818	2274
33	BULDHANA	15191	8938	6253	15601	7978	7623	960
34	AMRAVATI	21529	12817	8712	21539	11392	10147	1425
	Total	127022	78442	48580	127347	69365	57982	10428

प्रधानमंत्री आवास योजना ग्रामीण - पूर्ण घरकूले

Sr. No.	Division	Sanction	29.05.2023	30.05.2023	Daily Achievement	Remaining	Avg. Completed Per Day From 20.11.22 to Today	To be Completed in Per Day till 05.06.23
1	NASHIK DIV.	413492	333665	333808	143	79684	263	13281
2	NAGPUR DIV.	291202	243749	243887	138	47315	187	7886
3	AMRAVATI DIV.	274217	192165	192264	99	81953	184	13659
4	PUNE DIV.	123045	89253	89339	86	33706	62	5618
5	AURANGABAD DIV.	237299	146253	146296	43	91003	203	15167
6	KONKAN DIV.	69611	59283	59297	14	10314	52	1719
Total		1408866	1064368	1064891	523	343975	951	57329



प्रधानमंत्री आवास योजना ग्रामीण - पूर्ण घरकूले

Sr. No.	District	Sanction	29.05.2023	30.05.2023	Daily Achievement	Remaining	Avg. Completed Per Day From 20.11.22 to Today	To be Completed in Per Day till 05.06.23
1	BHANDARA	64914	50634	50673	39	14241	35	2374
2	GADCHIROLI	31615	24844	24880	36	6735	27	1123
3	NANDURBAR	118958	93324	93359	35	25599	40	4267
4	NASHIK	89683	76791	76826	35	12857	53	2143
5	JALGAON	79182	59366	59400	34	19782	50	3297
6	WASHIM	20355	12710	12743	33	7612	25	1269
7	CHANDRAPUR	42958	33127	33158	31	9800	36	1633
8	AHMEDNAGAR	60752	52690	52720	30	8032	77	1339
9	KOLHAPUR	17585	13757	13786	29	3799	9	633
10	YAVATMAL	65146	44390	44413	23	20733	58	3456
11	SOLAPUR	48394	33614	33635	21	14759	20	2460
12	BULDHANA	44696	26779	26799	20	17897	30	2983
13	SANGLI	21606	15583	15602	19	6004	11	1001
14	AMRAVATI	95242	70910	70926	16	24316	49	4053
15	GONDIA	96138	90261	90276	15	5862	66	977
16	AURANGABAD	36514	25047	25060	13	11454	31	1909
17	JALNA	24023	14629	14641	12	9382	22	1564
18	SATARA	15168	11969	11981	12	3187	14	531
19	NAGPUR	36970	30239	30250	11	6720	12	1120
20	DHULE	64917	51494	51503	9	13414	45	2236
21	PARBHANI	19062	9780	9788	8	9274	19	1546
22	AKOLA	48778	37376	37383	7	11395	22	1899
23	RATNAGIRI	9871	8876	8883	7	988	14	165
24	NANDED	69463	42808	42814	6	26649	50	4442
25	WARDHA	18607	14644	14650	6	3957	11	660
26	PUNE	20292	14330	14335	5	5957	9	993
27	RAIGAD	9820	8775	8778	3	1042	3	174
28	THANE	9599	7421	7424	3	2175	5	363
29	BEED	35253	21198	21200	2	14053	26	2342
30	HINGOLI	18083	12115	12117	2	5966	17	994
31	PALGHAR	35188	29689	29691	2	5497	25	916
32	LATUR	20493	12941	12941	0	7552	23	1259
33	OSMANABAD	14408	7735	7735	0	6673	15	1112
34	SINDHUDURG	5133	4522	4521	-1	612	4	102
Total		1408866	1064368	1064891	523	343975	951	57329

राज्यपुरस्कृत आवास योजना ग्रामीण - मंजूरी

Sr. No.	Division	Target	29.05.2023	30.05.2023	Daily_Achievement	Remaining
1	NASHIK DIV.	141552	112318	112792	474	28760
2	AURANGABAD DIV.	200327	169586	169947	361	30380
3	NAGPUR DIV.	118430	97152	97228	76	21202
4	AMRAVATI DIV.	110155	94939	94956	17	15199
5	KONKAN DIV.	34744	31950	31950	0	2794
6	PUNE DIV.	65859	63381	63381	0	2478
Total		671067	569326	570254	928	100813

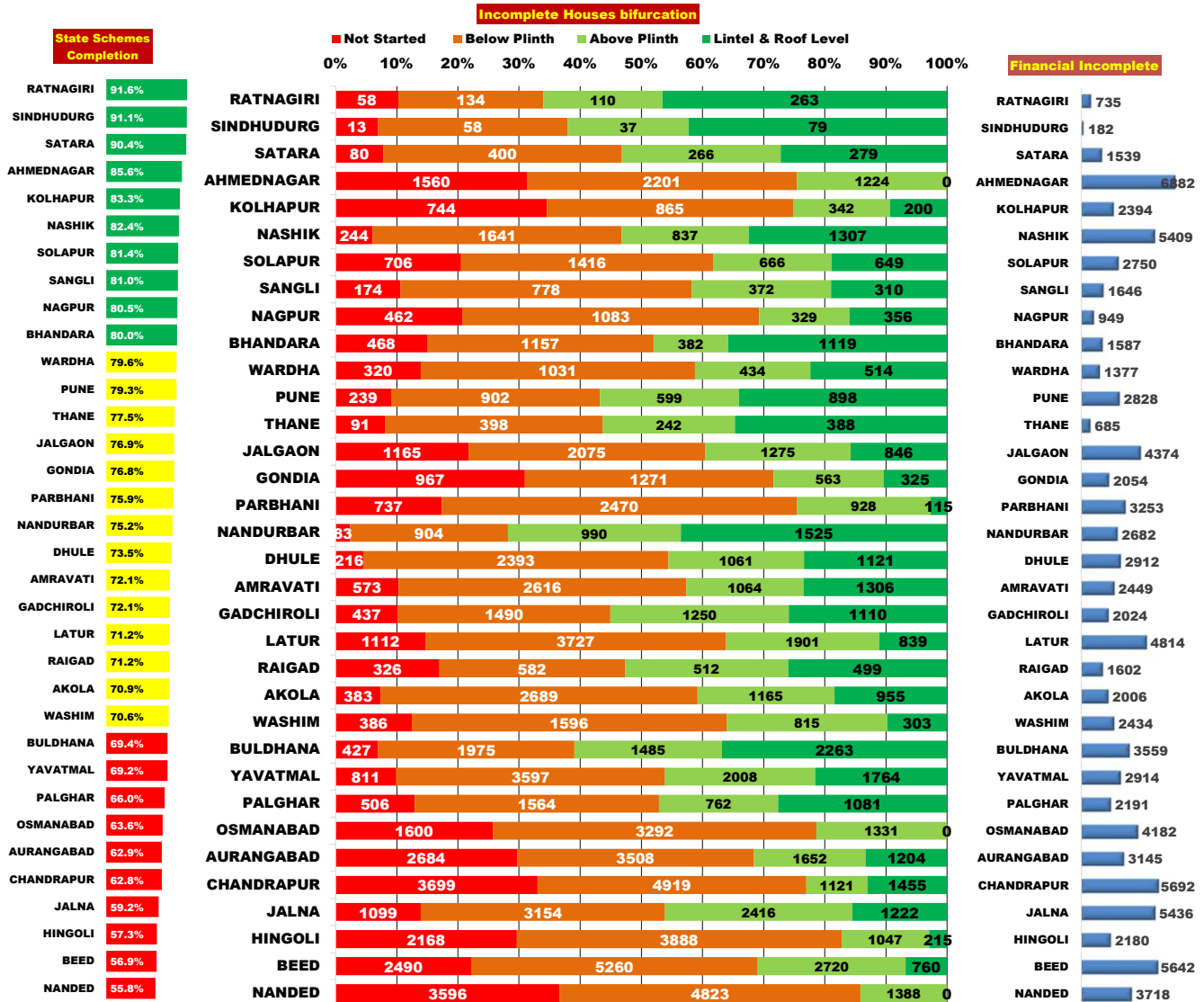
Sr. No.	District	Target	29.05.2023	30.05.2023	Daily_Achievement	Remaining
1	JALGAON	25851	22728	23190	462	2661
2	HINGOLI	27298	16905	17125	220	10173
3	CHANDRAPUR	40285	30040	30100	60	10185
4	NANDED	26760	21844	21896	52	4864
5	BEED	26878	26043	26082	39	796
6	OSMANABAD	24853	17078	17115	37	7738
7	AMRAVATI	23224	19894	19907	13	3317
8	GONDIA	14261	13471	13484	13	777
9	AHMEDNAGAR	35298	34458	34467	9	831
10	JALNA	20609	19333	19339	6	1270
11	LATUR	28004	26325	26330	5	1674
12	YAVATMAL	30045	26564	26568	4	3477
13	GADCHIROLI	16834	15337	15340	3	1494
14	NASHIK	32035	22903	22906	3	9129
15	PARBHANI	19784	17657	17659	2	2125
16	AKOLA	23681	17832	17832	0	5849
17	AURANGABAD	26141	24401	24401	0	1740
18	BHANDARA	17612	15606	15606	0	2006
19	BULDHANA	21702	20098	20098	0	1604
20	DHULE	21790	18088	18088	0	3702
21	KOLHAPUR	13090	12889	12889	0	201
22	NAGPUR	16291	11448	11448	0	4843
23	NANDURBAR	26578	14141	14141	0	12437
24	PALGHAR	11792	11509	11509	0	283
25	PUNE	14672	12759	12759	0	1913
26	RAIGAD	7418	6659	6659	0	759
27	RATNAGIRI	7129	6691	6691	0	438
28	SANGLI	8732	8604	8604	0	128
29	SATARA	10647	10647	10647	0	0
30	SINDHUDURG	2141	2108	2108	0	33
31	SOLAPUR	18718	18482	18482	0	236
32	THANE	6264	4983	4983	0	1281
33	WARDHA	13147	11250	11250	0	1897
34	WASHIM	11503	10551	10551	0	952
Total		671067	569326	570254	928	100813

Remaining Sanction RANK

SATARA	0
SINDHUDURG	33
SANGLI	128
KOLHAPUR	201
SOLAPUR	236
PALGHAR	283
RATNAGIRI	438
RAIGAD	759
GONDIA	777
BEED	796
AHMEDNAGAR	831
WASHIM	952
JALNA	1270
THANE	1281
GADCHIROLI	1494
BULDHANA	1604
LATUR	1674
AURANGABAD	1740
WARDHA	1897
PUNE	1913
BHANDARA	2006
PARBHANI	2125
JALGAON	2661
AMRAVATI	3317
YAVATMAL	3477
DHULE	3702
NAGPUR	4843
NANDED	4864
AKOLA	5849
OSMANABAD	7738
NASHIK	9129
HINGOLI	10173
CHANDRAPUR	10185
NANDURBAR	12437

राज्यपुरस्कृत आवास योजना ग्रामीण - पूर्ण घरकूले

Sr. No.	Division	Sanction	29.05.2023	30.05.2023	Daily Achievement	Remaining	Avg. Completed Per Day From 20.11.22 to Today	To be Completed in Per Day till 05.06.23
1	NAGPUR DIV.	97228	70861	70966	105	26262	44	4377
2	AURANGABAD DIV.	169947	106631	106730	99	63217	87	10536
3	NASHIK DIV.	112792	90086	90149	63	22643	63	3774
4	AMRAVATI DIV.	94956	66713	66775	62	28181	55	4697
5	PUNE DIV.	63381	52460	52496	36	10885	23	1814
6	KONKAN DIV.	31950	24234	24247	13	7703	15	1284
Total		570254	410985	411363	378	158891	288	26482



राज्यपुरस्कृत आवास योजना ग्रामीण - पूर्ण घरकूले

Sr. No.	District	Sanction	29.05.2023	30.05.2023	Daily Achievement	Remaining	Avg. Completed Per Day From 20.11.22 to Today	To be Completed in Per Day till 05.06.23
1	CHANDRAPUR	30100	18855	18906	51	11194	12	1866
2	AURANGABAD	24401	15327	15353	26	9048	9	1508
3	YAVATMAL	26568	18362	18388	26	8180	14	1363
4	AHMEDNAGAR	34467	29483	29507	24	4960	26	827
5	KOLHAPUR	12889	10714	10738	24	2151	3	359
6	JALNA	19339	11426	11448	22	7891	22	1315
7	GADCHIROLI	15340	11032	11053	21	4287	9	715
8	NANDURBAR	14141	10619	10639	20	3502	6	584
9	AMRAVATI	19907	14330	14348	18	5559	10	927
10	LATUR	26330	18735	18751	16	7579	13	1263
11	GONDIA	13484	10346	10358	12	3126	9	521
12	OSMANABAD	17115	10880	10892	12	6223	9	1037
13	PARBHANI	17659	13398	13409	11	4250	4	708
14	WASHIM	10551	7440	7451	11	3100	8	517
15	NASHIK	22906	18867	18877	10	4029	11	672
16	RATNAGIRI	6691	6116	6126	10	565	3	94
17	NAGPUR	11448	9209	9218	9	2230	3	372
18	HINGOLI	17125	9799	9807	8	7318	7	1220
19	JALGAON	23190	17821	17829	8	5361	11	894
20	WARDHA	11250	8944	8951	7	2299	7	383
21	PUNE	12759	10115	10121	6	2638	5	440
22	BHANDARA	15606	12475	12480	5	3126	4	521
23	AKOLA	17832	12636	12640	4	5192	9	865
24	SATARA	10647	9618	9622	4	1025	5	171
25	BULDHANA	20098	13945	13948	3	6150	15	1025
26	BEED	26082	14850	14852	2	11230	13	1872
27	NANDED	21896	12216	12218	2	9678	9	1613
28	DHULE	18088	13296	13297	1	4791	9	799
29	PALGHAR	11509	7595	7596	1	3913	6	652
30	RAIGAD	6659	4739	4740	1	1919	3	320
31	SANGLI	8604	6969	6970	1	1634	3	272
32	SOLAPUR	18482	15044	15045	1	3437	6	573
33	THANE	4983	3863	3864	1	1119	2	187
34	SINDHUDURG	2108	1921	1921	0	187	1	31
Total		570254	410985	411363	378	158891	288	26482

प्रधानमंत्री आवास योजना ग्रामीण - हप्ते वितरण

Sr. No.	Division	1st Installment (Daily Achivement)	1st Installment Remaining	2nd Installment (Daily Achivement)	2nd Installment Remaining	3rd Installment (Daily Achivement)	3rd Installment Remaining
1	NASHIK DIV.	0	10054	0	38073	0	22649
2	AMRAVATI DIV.	0	29552	0	30940	0	16048
3	AURANGABAD DIV.	0	19535	0	51237	0	24628
4	NAGPUR DIV.	0	10033	0	19658	0	12150
5	KONKAN DIV.	0	362	0	3279	0	3207
6	PUNE DIV.	0	9081	0	15983	0	6784
	Total	0	78617	0	159170	0	85466

PMAY-G 1st Ins Pending

SINDHUDURG	4
RAIGAD	14
THANE	74
RATNAGIRI	90
PALGHAR	180
GADCHIROLI	298
SANGLI	409
KOLHAPUR	549
SATARA	775
DHULE	948
NASHIK	1076
PARBHANI	1123
NANDURBAR	1308
GONDIA	1379
WARDHA	1550
NAGPUR	1860
JALNA	1878
HINGOLI	1956
PUNE	1967
CHANDRAPUR	2012
LATUR	2254
AURANGABAD	2675
BHANDARA	2934
WASHIM	2940
AHMEDNAGAR	2997
OSMANABAD	3105
BEED	3234
NANDED	3310
YAVATMAL	3704
JALGAON	3725
AKOLA	3847
SOLAPUR	5381
BULDHANA	7845
AMRAVATI	11216

PMAY-G 2nd Ins Pending

SINDHUDURG	213
RATNAGIRI	388
RAIGAD	499
THANE	566
SATARA	1074
WARDHA	1218
PALGHAR	1613
OSMANABAD	1852
PUNE	2283
KOLHAPUR	2423
GADCHIROLI	2501
NAGPUR	2884
HINGOLI	3089
WASHIM	3111
AHMEDNAGAR	3597
GONDIA	3789
SANGLI	3861
LATUR	4205
CHANDRAPUR	4273
JALNA	4357
AKOLA	4793
BHANDARA	4993
AURANGABAD	5536
PARBHANI	5670
NASHIK	5895
BULDHANA	6064
SOLAPUR	6342
DHULE	6755
BEED	8070
AMRAVATI	8444
YAVATMAL	8528
NANDURBAR	9335
JALGAON	12491
NANDED	18458

PMAY-G 3rd Ins Pending

SINDHUDURG	260
RAIGAD	370
RATNAGIRI	393
THANE	536
WARDHA	859
SATARA	934
KOLHAPUR	987
PUNE	1074
NAGPUR	1356
SANGLI	1468
HINGOLI	1482
PALGHAR	1648
LATUR	1894
GADCHIROLI	2172
AKOLA	2179
BHANDARA	2193
WASHIM	2239
SOLAPUR	2321
AURANGABAD	2445
CHANDRAPUR	2565
AHMEDNAGAR	2792
PARBHANI	2922
OSMANABAD	2947
GONDIA	3005
JALNA	3016
BULDHANA	3040
AMRAVATI	3339
BEED	3696
DHULE	3796
NASHIK	3873
JALGAON	4194
YAVATMAL	5251
NANDED	6226
NANDURBAR	7994

प्रधानमंत्री आवास योजना ग्रामीण - हप्ते वितरण

Sr. No.	District	1st Installment (Daily Achivement)	1st Installment Remaining	2nd Installment (Daily Achivement)	2nd Installment Remaining	3rd Installment (Daily Achivement)	3rd Installment Remaining
1	AKOLA	0	3847	0	4793	0	2179
2	AMRAVATI	0	11216	0	8444	0	3339
3	AURANGABAD	0	2675	0	5536	0	2445
4	BEEED	0	3234	0	8070	0	3696
5	BHANDARA	0	2934	0	4993	0	2193
6	BULDHANA	0	7845	0	6064	0	3040
7	CHANDRAPUR	0	2012	0	4273	0	2565
8	DHULE	0	948	0	6755	0	3796
9	GADCHIROLI	0	298	0	2501	0	2172
10	GONDIA	0	1379	0	3789	0	3005
11	HINGOLI	0	1956	0	3089	0	1482
12	JALGAON	0	3725	0	12491	0	4194
13	JALNA	0	1878	0	4357	0	3016
14	LATUR	0	2254	0	4205	0	1894
15	NAGPUR	0	1860	0	2884	0	1356
16	NANDED	0	3310	0	18458	0	6226
17	NANDURBAR	0	1308	0	9335	0	7994
18	NASHIK	0	1076	0	5895	0	3873
19	OSMANABAD	0	3105	0	1852	0	2947
20	PALGHAR	0	180	0	1613	0	1648
21	PARBHANI	0	1123	0	5670	0	2922
22	PUNE	0	1967	0	2283	0	1074
23	SANGLI	0	409	0	3861	0	1468
24	SINDHUDURG	0	4	0	213	0	260
25	SOLAPUR	0	5381	0	6342	0	2321
26	THANE	0	74	0	566	0	536
27	WARDHA	0	1550	0	1218	0	859
28	WASHIM	0	2940	0	3111	0	2239
29	YAVATMAL	0	3704	0	8528	0	5251
30	RAIGAD	-1	14	0	499	0	370
31	RATNAGIRI	-2	90	0	388	0	393
32	AHMEDNAGAR	-14	2997	0	3597	0	2792
33	SATARA	-19	775	0	1074	0	934
34	KOLHAPUR	-86	549	0	2423	0	987
	Total	0	78617	0	159170	0	85466

राज्यपुरस्कृत आवास योजना ग्रामीण - हप्ते वितरण

Sr. No.	Division	1st Installment (Daily Achivement)	1st Installment Remaining	2nd Installment (Daily Achivement)	2nd Installment Remaining	3rd Installment (Daily Achivement)	3rd Installment Remaining
1	NASHIK DIV.	0	3268	0	9214	0	5387
2	AMRAVATI DIV.	0	2580	0	12473	0	6537
3	AURANGABAD DIV.	0	15486	0	30122	0	13383
4	NAGPUR DIV.	0	6353	0	10951	0	4079
5	KONKAN DIV.	0	994	0	2736	0	1663
6	PUNE DIV.	0	1943	0	4361	0	2245
Total		0	30624	0	69857	0	33294

State Schemes 1st Ins Pending

State Schemes 2nd Ins Pending

State Schemes 3rd Ins Pending

SINDHUDURG	13
RATNAGIRI	58
SATARA	80
NANDURBAR	83
THANE	91
SANGLI	174
DHULE	216
PUNE	239
NASHIK	244
WARDHA	320
RAIGAD	326
AKOLA	383
WASHIM	386
BULDHANA	427
GADCHIROLI	437
NAGPUR	462
BHANDARA	468
PALGHAR	506
AMRAVATI	573
SOLAPUR	706
PARBHANI	737
KOLHAPUR	744
YAVATMAL	811
GONDIA	967
JALNA	1099
LATUR	1112
JALGAON	1165
AHMEDNAGAR	1560
OSMANABAD	1600
HINGOLI	2168
BEED	2490
AURANGABAD	2684
NANDED	3596
CHANDRAPUR	3699

SINDHUDURG	58
RATNAGIRI	134
THANE	398
SATARA	400
RAIGAD	582
SANGLI	778
KOLHAPUR	865
PUNE	902
NANDURBAR	904
WARDHA	1031
NAGPUR	1083
BHANDARA	1157
GONDIA	1271
SOLAPUR	1416
GADCHIROLI	1490
PALGHAR	1564
WASHIM	1596
NASHIK	1641
BULDHANA	1975
JALGAON	2075
AHMEDNAGAR	2201
DHULE	2393
PARBHANI	2470
AMRAVATI	2616
AKOLA	2689
JALNA	3154
OSMANABAD	3292
AURANGABAD	3508
YAVATMAL	3597
LATUR	3727
HINGOLI	3888
NANDED	4823
CHANDRAPUR	4919
BEED	5260

SINDHUDURG	37
RATNAGIRI	110
THANE	242
SATARA	266
NAGPUR	329
KOLHAPUR	342
SANGLI	372
BHANDARA	382
WARDHA	434
RAIGAD	512
GONDIA	563
PUNE	599
SOLAPUR	666
PALGHAR	762
WASHIM	815
NASHIK	837
PARBHANI	928
NANDURBAR	990
HINGOLI	1047
DHULE	1061
AMRAVATI	1064
CHANDRAPUR	1121
AKOLA	1165
AHMEDNAGAR	1224
GADCHIROLI	1250
JALGAON	1275
OSMANABAD	1331
NANDED	1388
BULDHANA	1485
AURANGABAD	1652
LATUR	1901
YAVATMAL	2008
JALNA	2416
BEED	2720

राज्यपुरस्कृत आवास योजना ग्रामीण -हप्ते वितरण

Sr. No.	District	1st Installment (Daily Achivement)	1st Installment Remaining	2nd Installment (Daily Achivement)	2nd Installment Remaining	3rd Installment (Daily Achivement)	3rd Installment Remaining
1	AKOLA	0	383	0	2689	0	1165
2	AMRAVATI	0	573	0	2616	0	1064
3	AURANGABAD	0	2684	0	3508	0	1652
4	BEEED	0	2490	0	5260	0	2720
5	BHANDARA	0	468	0	1157	0	382
6	BULDHANA	0	427	0	1975	0	1485
7	CHANDRAPUR	0	3699	0	4919	0	1121
8	DHULE	0	216	0	2393	0	1061
9	GADCHIROLI	0	437	0	1490	0	1250
10	GONDIA	0	967	0	1271	0	563
11	HINGOLI	0	2168	0	3888	0	1047
12	JALGAON	0	1165	0	2075	0	1275
13	JALNA	0	1099	0	3154	0	2416
14	LATUR	0	1112	0	3727	0	1901
15	NAGPUR	0	462	0	1083	0	329
16	NANDED	0	3596	0	4823	0	1388
17	NANDURBAR	0	83	0	904	0	990
18	NASHIK	0	244	0	1641	0	837
19	OSMANABAD	0	1600	0	3292	0	1331
20	PALGHAR	0	506	0	1564	0	762
21	PARBHANI	0	737	0	2470	0	928
22	PUNE	0	239	0	902	0	599
23	RAIGAD	0	326	0	582	0	512
24	RATNAGIRI	0	58	0	134	0	110
25	SANGLI	0	174	0	778	0	372
26	SINDHUDURG	0	13	0	58	0	37
27	SOLAPUR	0	706	0	1416	0	666
28	THANE	0	91	0	398	0	242
29	WARDHA	0	320	0	1031	0	434
30	WASHIM	0	386	0	1596	0	815
31	YAVATMAL	0	811	0	3597	0	2008
32	SATARA	-1	80	0	400	0	266
33	AHMEDNAGAR	-4	1560	0	2201	0	1224
34	KOLHAPUR	-61	744	0	865	0	342
	Total	0	30624	0	69857	0	33294

प्रधानमंत्री आवास योजना ग्रामीण - Delayed Houses

■ पहिला हप्ता मिळाल्यानंतर १२ महिने उलटूनही अपूर्ण घरकुले
 ■ पहिला हप्ता मिळाल्यानंतर १८ महिने उलटूनही अपूर्ण घरकुले
 ■ पहिला हप्ता मिळाल्यानंतर १० दिवसानंतरही दुसरा हप्ता न मिळालेले घरकुले
■ दुसरा हप्ता मिळाल्यानंतर १० दिवसानंतरही तिसरा हप्ता न मिळालेले घरकुले
 ■ तिसरा हप्ता मिळाल्यानंतर १० दिवसानंतरही अपूर्ण घरांची संख्या

जिल्हा	पहिला हप्ता मिळाल्यानंतर १२ महिने उलटूनही अपूर्ण घरकुले	पहिला हप्ता मिळाल्यानंतर १८ महिने उलटूनही अपूर्ण घरकुले	पहिला हप्ता मिळाल्यानंतर १० दिवसानंतरही दुसरा हप्ता न मिळालेले घरकुले	दुसरा हप्ता मिळाल्यानंतर १० दिवसानंतरही तिसरा हप्ता न मिळालेले घरकुले	तिसरा हप्ता मिळाल्यानंतर १० दिवसानंतरही अपूर्ण घरांची संख्या
AHMEDNAGAR	2311	1682	3175	1695	41
AKOLA	4008	3364	3493	886	555
AMRAVATI	7033	5354	7028	1531	1022
AURANGABAD	2370	2217	4890	1136	485
BEED	2077	1780	6852	1720	427
BHANDARA	6555	4982	4599	838	2286
BULDHANA	2556	2108	4326	920	734
CHANDRAPUR	2869	1919	3464	789	309
DHULE	5465	4017	5816	2366	1570
GADCHIROLI	3788	2386	2236	1208	944
GONDIA	1692	1636	3089	1032	128
HINGOLI	962	644	2639	511	98
JALGAON	7569	6436	11155	2185	649
JALNA	1338	1063	3387	927	335
KOLHAPUR	1789	708	2297	298	82
LATUR	765	699	2912	504	42
NAGPUR	3216	2251	2548	438	580
NANDED	9410	8936	14897	2146	386
NANDURBAR	11377	9864	7521	4801	5206
NASHIK	6802	3544	4923	2127	1559
OSMANABAD	985	576	1231	451	5
PALGHAR	864	629	1300	782	619
PARBHANI	836	719	4800	703	125
PUNE	2176	1688	1981	551	473
RAIGAD	714	236	469	250	167
RATNAGIRI	157	39	337	153	77
SANGLI	2910	2240	3436	614	161
SATARA	619	353	852	286	174
SINDHUDURG	120	76	196	76	31
SOLAPUR	4860	4506	5116	1264	541
THANE	207	188	520	195	318
WARDHA	1056	765	942	221	214
WASHIM	1105	796	2524	475	49
YAVATMAL	6159	4217	7183	1950	1706